


Manager's Recommended Budget FY16-17

Town of Chapel Hill
North Carolina



Manager's Recommended Budget
FY 2016-17

Town of Chapel Hill
North Carolina

2016-17 Recommended Budget



Chapel Hill Town Council, 2015-2017

Your Town Council is **Mayor Pam Hommingor** and **Mayor Pro tem Donna Bell** (both seated at center) with Council members (clockwise from lower left) **Ed Harrison, Nancy Oates, George Clancio, Jessica Anderson, Michael Parker, Maria Palmer, and Sally Greene.**

Town Manager
Roger L. Stancil

Finance Officer
Kenneth C. Pannoyar



The Recommended Budget is Balanced



- **No Tax Increase**
- **No Stormwater Fee Increase**



State of the Economy

- **Uncertain economic future**
- **Need to maintain Financial Resiliency**



Revaluation

- **Revaluation scheduled for FY17**
- **Values effective FY18**
- **Town's option to adopt revenue neutral or other rate**



Affordable Housing

**FY17 Budget maintains
investments in Affordable
Housing**



Human Service Agencies

**Increase of 19% in
Performance Agreements for
HSAs**



Adverse Weather Response



**Additional \$30,000 in contracted
services & communications
improvements**



Capital Investment Plan

A photograph of two construction workers on a site. The worker in the foreground is wearing a blue long-sleeved shirt, a yellow safety vest, a grey hard hat, and a red safety harness. He is holding a long wooden beam. The worker in the background is wearing a yellow safety vest, a grey hard hat, and glasses. He is standing next to a rebar structure. The background shows stacks of metal forms and other construction materials.

**Debt Issuance for Referendum
Projects will begin in FY17**



Transit Sustainability

**\$967,000 Budgeted for Bus
Financing Program**

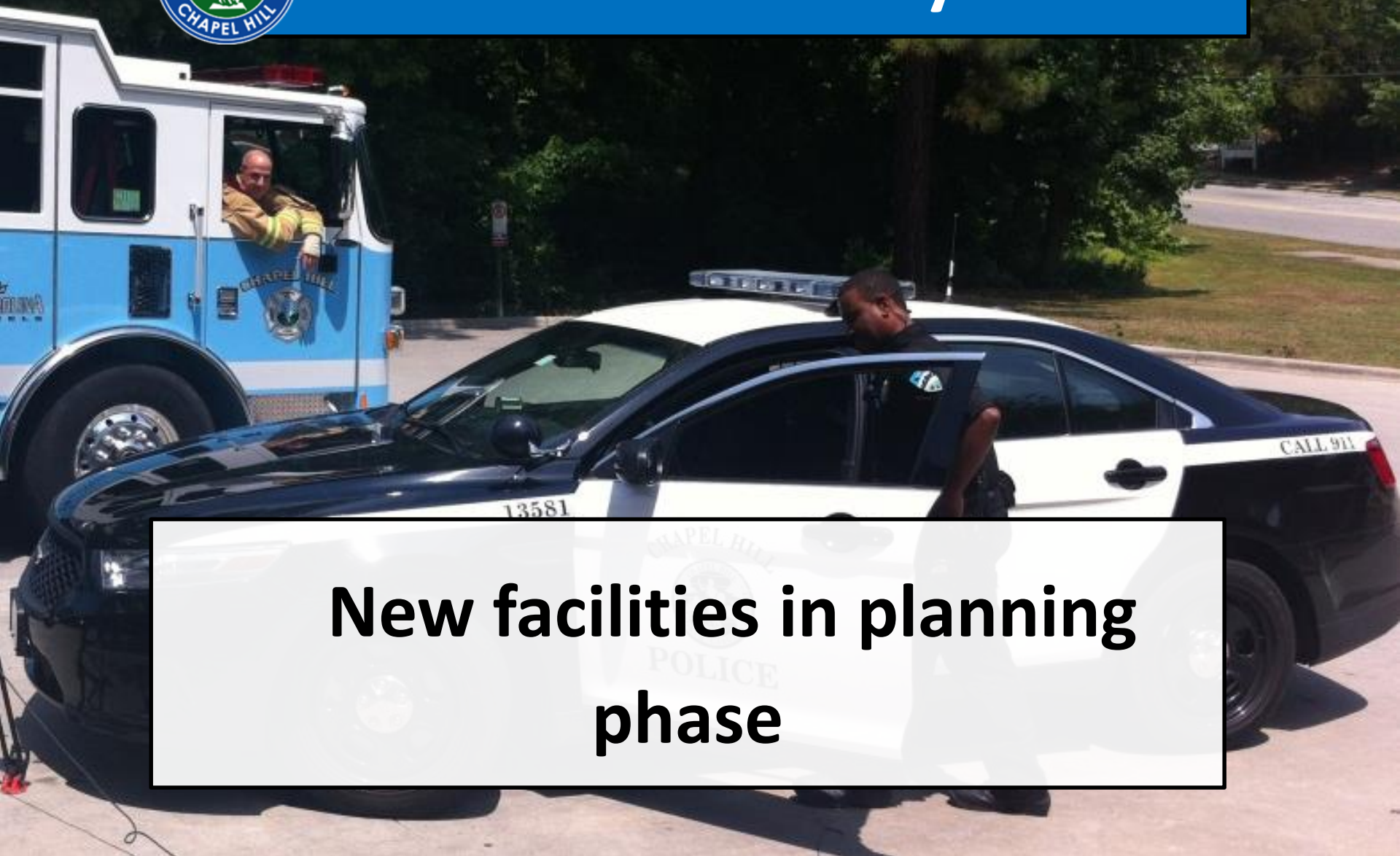


Stormwater Management

**No increase in Stormwater Fee
\$5.9 million Capital Pending**



Public Safety



**New facilities in planning
phase**



Bike & Pedestrian Safety

Implementation of Capital Plan:
\$7.8 Million Bike & Ped Safety
\$2.0 million Sidewalks
\$5.0 million Trails & Greenways



Employee Compensation

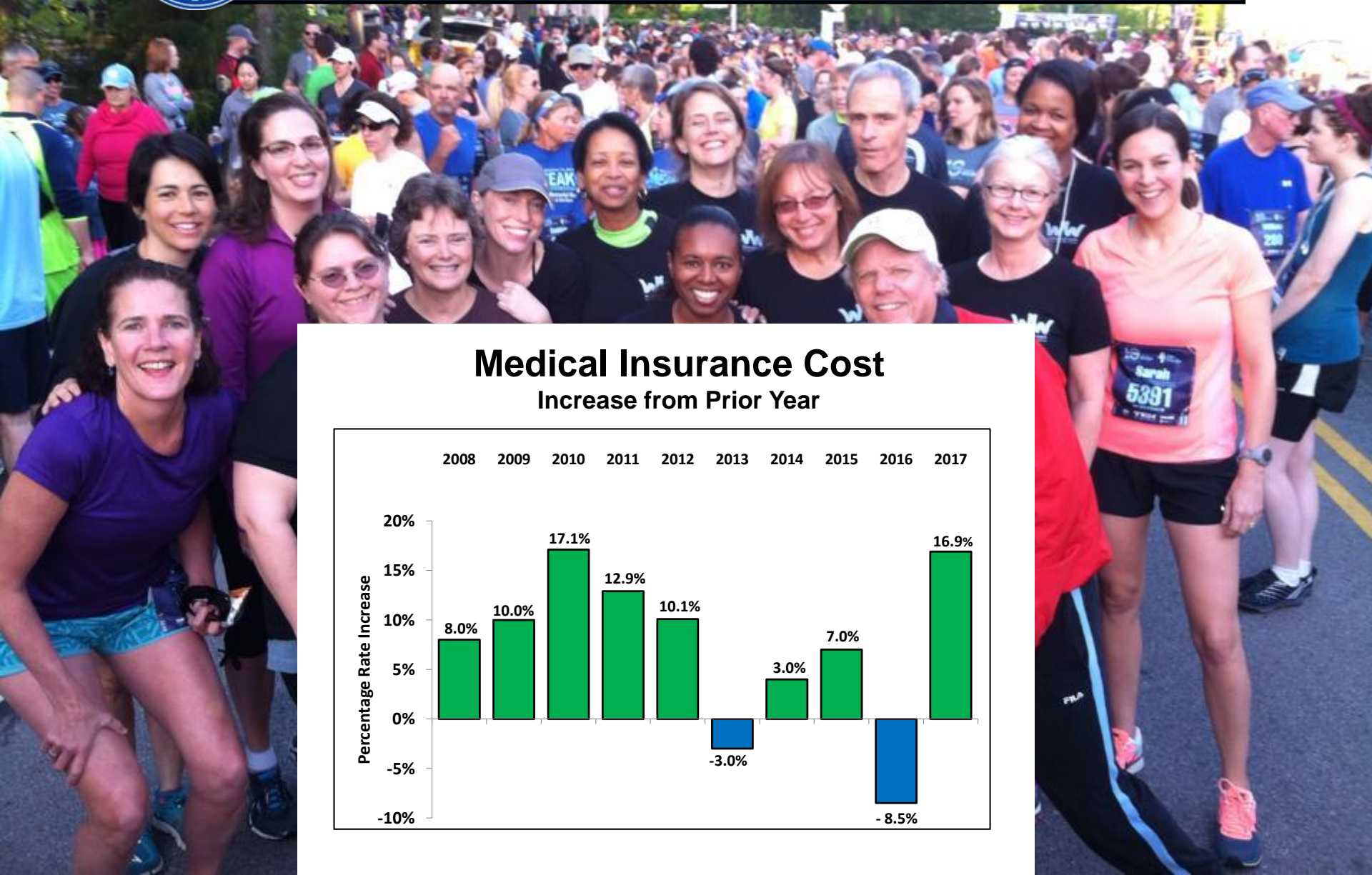


Split Salary Adjustment:

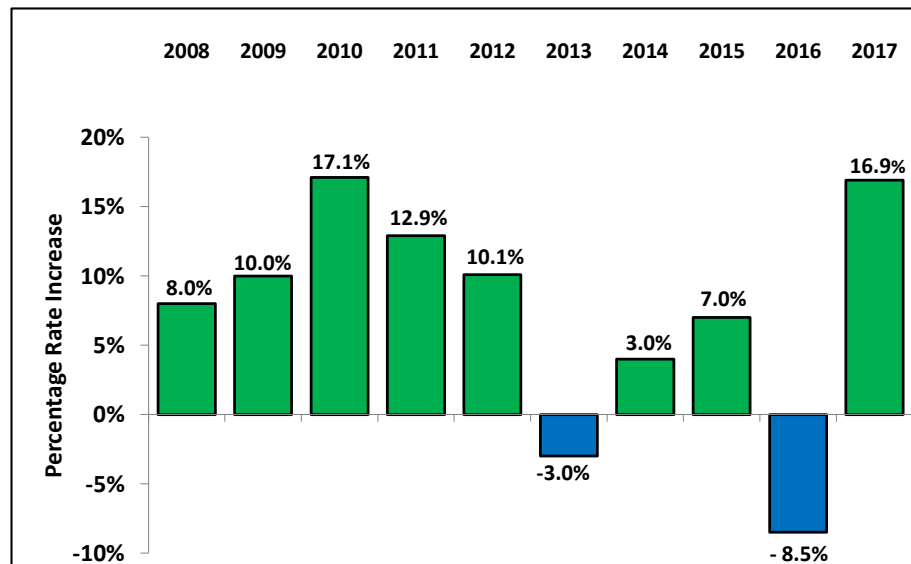
- 2% July &
- 1.5% January



Employee Wellness



Medical Insurance Cost Increase from Prior Year





Retiree Healthcare

HAPPY RETIREMENT

- Addressing the liability will help ensure the Town's financial well-being
- Pre-funding contributions are included in operating budgets



Living Wage

**Extending Living Wage Policy to
cover Temporary, Seasonal & Part-
time Employees**



Town of
Chapel Hill
PARKS & RECREATION



Rogers Road



- Town's contribution to date: \$610,000
- Remaining cost \$6.6 million to be split among County, Carrboro & Chapel Hill



Unfunded Projects

Capital Projects not funded in Plan:

- American Legion Property
- 415 West Franklin Project
- Glen Lennox Public Improvements
- Police Station Coal Ash Mitigation



Convention & Visitors Bureau

- **Incentive contract based on Occupancy Tax Receipts**
- **CVB gets 50% of receipts over \$950,000**



Open Data



- **Library taking the lead**
- **Open Data Portal launch scheduled for June 2016**



Council Goals FY17-FY18

Council Goals:

<input checked="" type="checkbox"/>		Create a Place for Everyone	<input checked="" type="checkbox"/>		Develop Good Places, New Spaces
<input checked="" type="checkbox"/>		Support Community Prosperity	<input checked="" type="checkbox"/>		Nurture Our Community
<input checked="" type="checkbox"/>		Facilitate Getting Around	<input checked="" type="checkbox"/>		Grow Town and Gown Collaboration

FY17 is the 1st year of our two-year Goal-setting Cycle



Progress on Council Goals

File Edit View Favorites Tools Help


X Convert Select


Suggested Sites Login Pages - Home Pages - Staff Directory Pages -

Service Directory | A | B | C | D | E | F | G | H | I | J | K | L | M | N | O | P | Q | R | S | T | U | V | W | X | Y | Z

Current Issues | Calendar | News | Contact Us | Jobs | Maps | Chapel Hill 2020

Search...

 **TOWN OF CHAPEL HILL**



I Want To... > Residents > Businesses > Visitors > Students > **Town Hall >**

Chapel Hill 2020

COUNCIL GOALS

Themes and Programs

Future Focus Areas

Big Ideas

About Chapel Hill 2020

Town Hall > Departments & Services > Chapel Hill 2020

COUNCIL GOALS

Font Size: + - Share & Bookmark [+ Feedback] Print

The Town Council's Goals for 2014-16 fiscal years guide the development of the Town Budget, and allocation of resources and staff time. Click on a goal to access its status update and related project pages. We are busy preparing these updates and appreciate your patience as we update them. Thank you!

Come Learn With Us!

Create a Place for Everyone

- ☐ Initiate planning for new ways to inform residents about Town government
- ☐ Enhance support for code enforcement

Support Community Prosperity

- ☐ Identify Priorities for Chapel Hill 2020 Focus Area Plans and staff resources for implementation

Windows taskbar: 1:27 PM 5/2/2015

Council Goals updates are available on the Town's web-site



Major Planning Initiatives

- **Workload analysis**
- **Preliminary project scoping**
- **Possible timeline**
- **Budgetary implications**
- **Preliminary Council direction**



Downtown Parking

- **Changes to Parking Regulations and Fees**
- **Parking Fund Status**



Expenditure Summary - All Funds*

Fund	Adopted FY2015-16	Recommended FY2016-17	Difference
General	\$ 61,701,000	\$ 63,021,000	2.14%
Transit	21,773,354	21,449,037	-1.49%
Stormwater	2,363,388	2,368,124	0.20%
Parking	2,701,200	2,694,525	-0.25%
Housing	2,091,821	2,443,763	16.82%
Debt Service	7,602,782	7,528,782	-0.97%
Capital	853,856	898,434	5.22%
Other	5,026,445	4,351,036	-13.44%
Total	\$ 104,113,846	\$ 104,754,701	0.62%

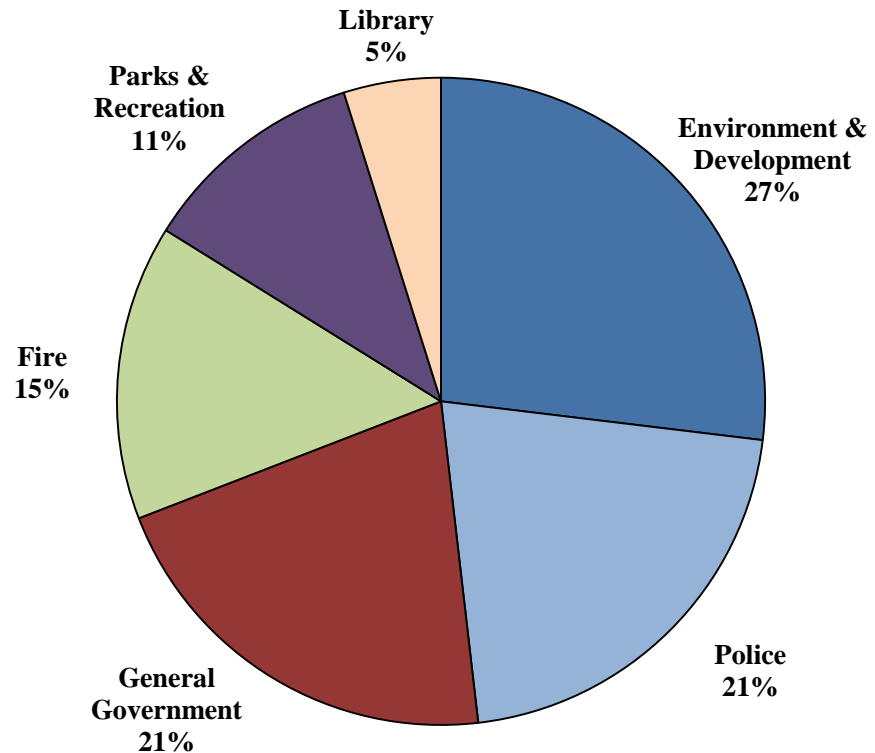
**Includes Transfers*



General Fund Expenditures

General Fund FY17 Expenditures

- **2.14% increase**
- **Addition of 6.49 FTEs**
- **Split Salary Adjustments of 2% and 1.5%**
- **16.9% increase in Health Insurance**
- **Budgeting Lapsed Salaries**





General Fund – Revenue Summary

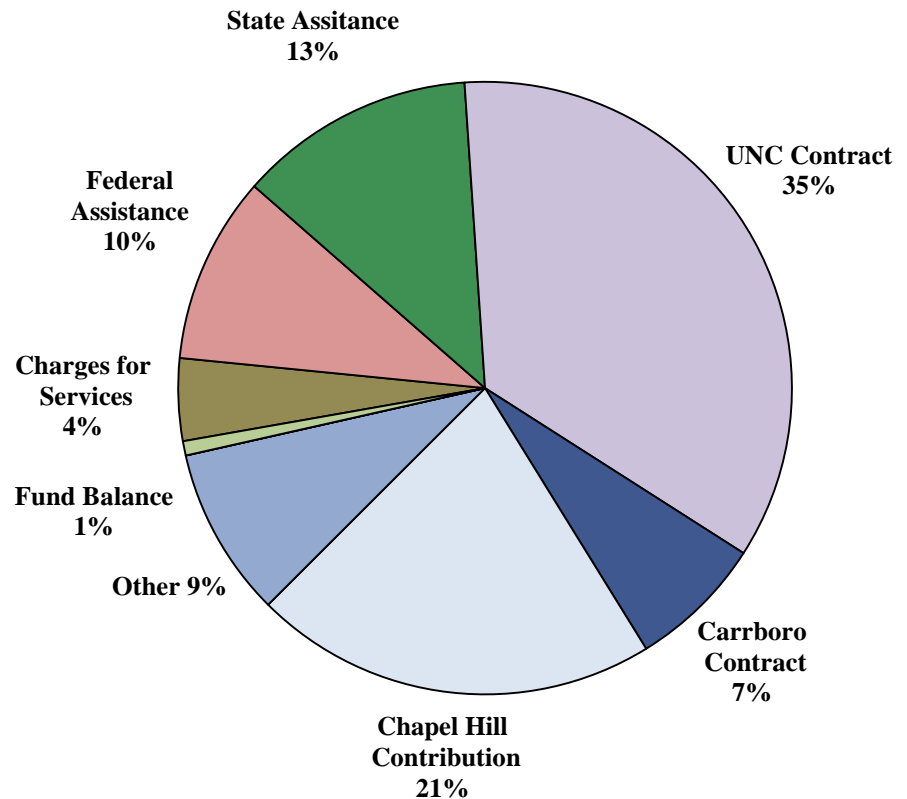
Source	Adopted FY2015-16	Recommended FY2016-17	Difference
Property Taxes	\$29,970,000	\$ 29,535,000	-1.45%
Sales Taxes	12,059,949	12,790,797	6.06%
Other Taxes	1,114,000	1,224,000	9.87%
State Shared Revenues	6,649,590	8,079,590	21.51%
Charges for Service	4,666,537	4,602,428	-1.37%
Licenses & Permits	3,213,451	2,917,986	-9.19%
Grants	782,114	780,614	-0.19%
Other Revenues	540,450	402,035	-25.61%
Appropriated Fund Balance	2,705,364	2,688,550	-0.62%
Total	\$ 61,701,000	\$ 63,021,000	2.14%



Transit Fund

- **-1.49% Decrease**
- **\$934,000 in State Funding (not anticipated)**
- **\$154,000 OPEB Contribution (Fund Balance)**
- **\$967,000 for bus financing**
- **Adding \$1.5 million to Fund Balance**

Transit Revenues

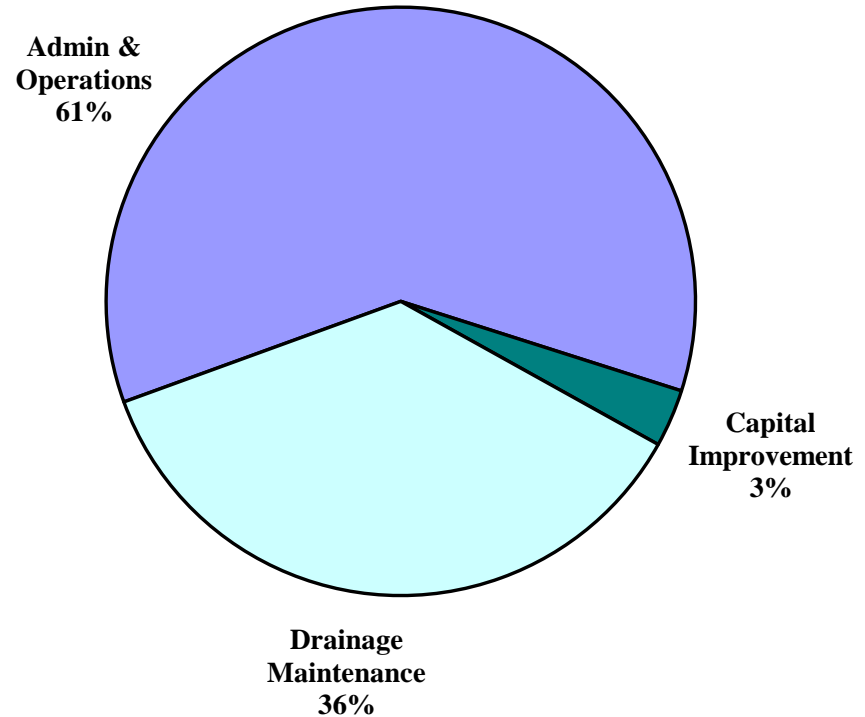




Stormwater Fund

- **0.2% Increase**
- **\$158,124 in Appropriated Fund Balance**
- **No Increase in Fees**
- **Retiree Healthcare pre-funding (\$3,500)**
- **Future fee increases of \$5 per ERU planned**

Stormwater Expenses

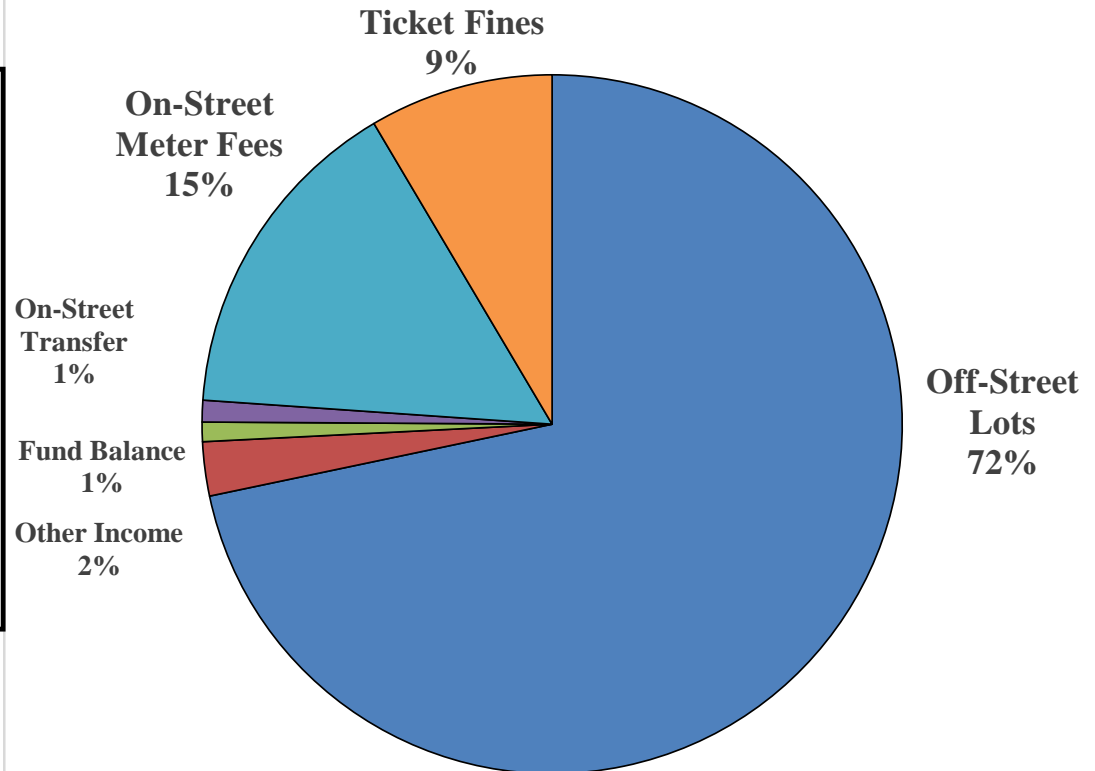




Parking Fund

- **-0.25% Decrease**
- **\$23,534 Transfer from On – to Off-street**
- **\$27,431 use of Fund Balance**
- **Fund balance at year-end \$ 360,000 est.**

Total Parking Fund Revenues

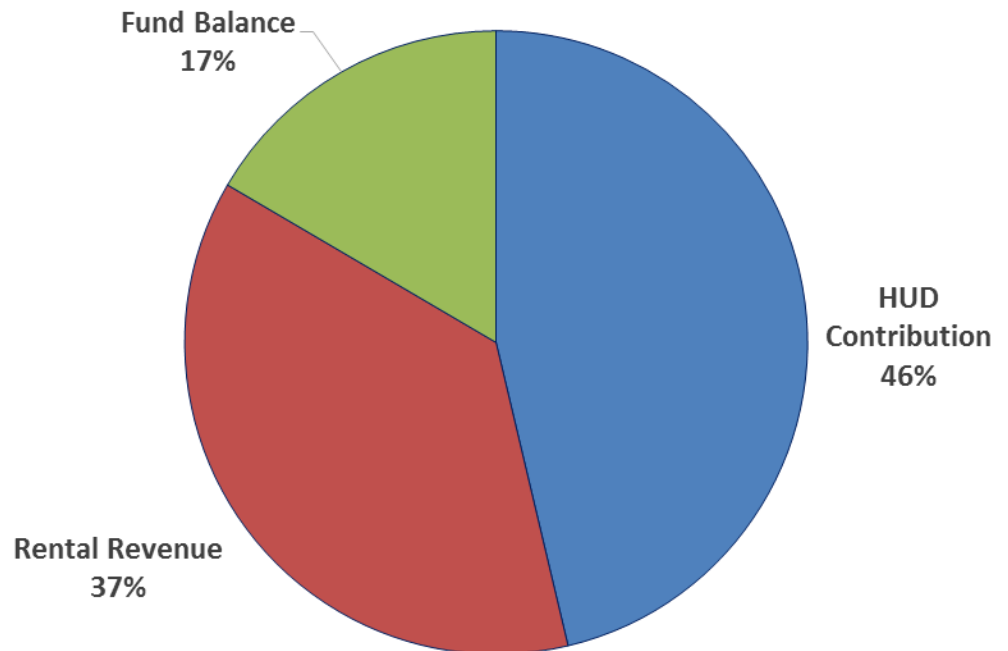




Public Housing Fund

- **16.8% Increase**
- **\$50,000 Housing Master Plan**
- **\$404,393 use of Fund Balance**
- **\$307,000 One-time Capital**

Total Public Housing Revenues

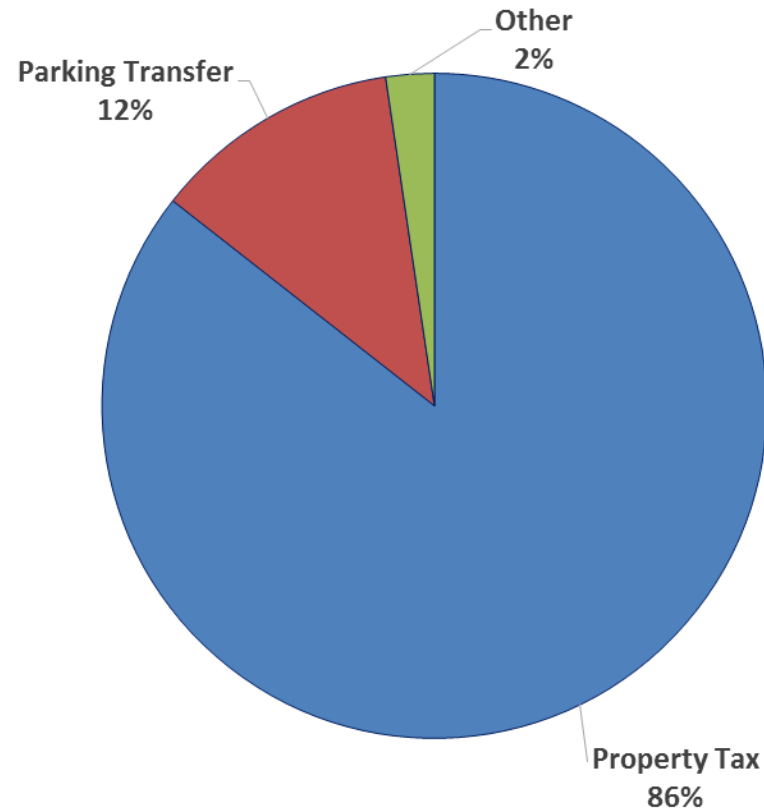




Debt Service Fund

- **-1.0% Reduction**
- **8.5 Cents on Tax Rate**
- **\$6.4 Million Fund Balance**
- **\$473,000 contribution to Fund Balance FY17**

Total Debt Fund Revenues



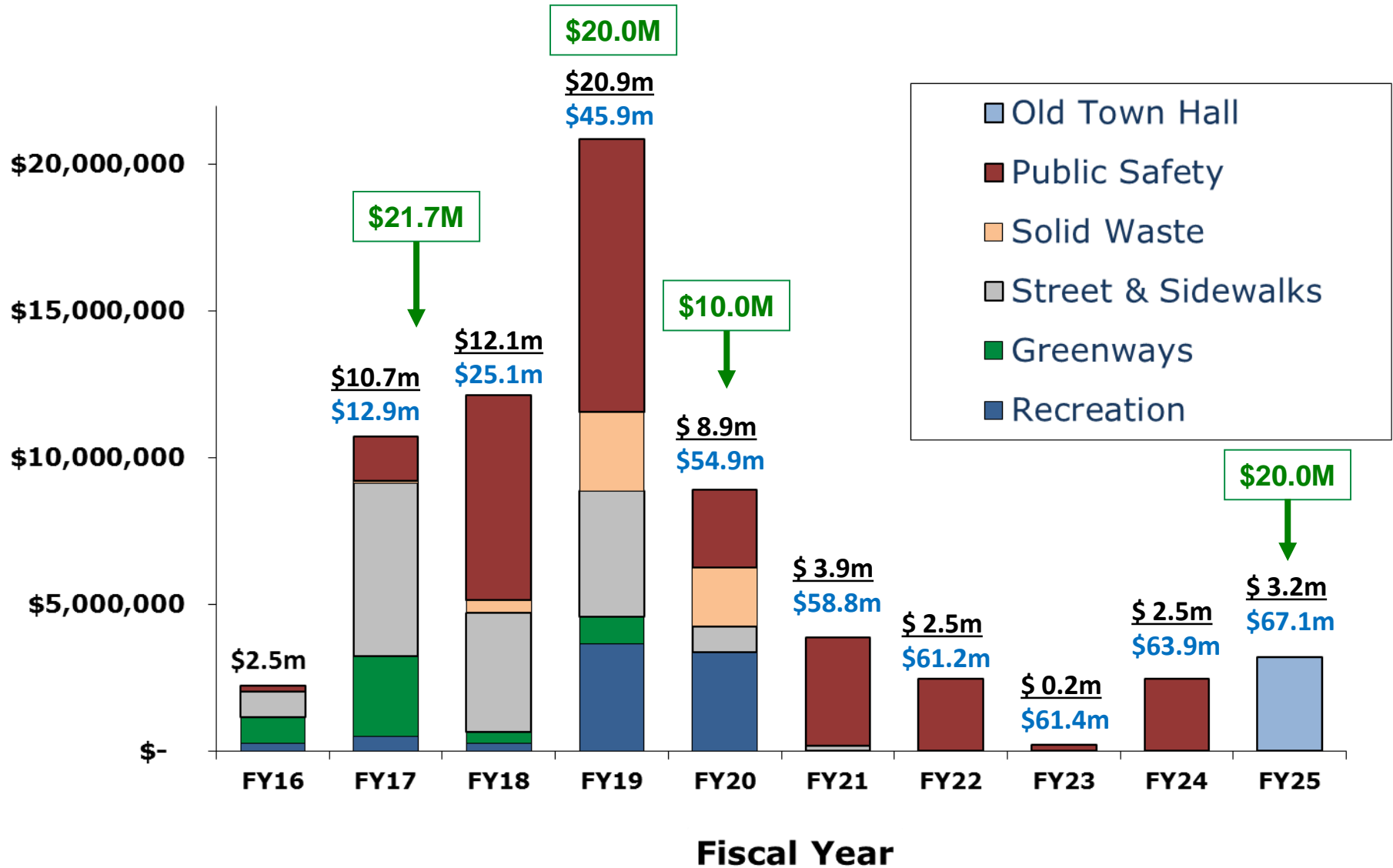


Capital Funding Plan

- **Pay-Go** – About \$1 million per year
- **Two-thirds** – FY17 (up to \$1.7 million)
- **Installment Financing** – \$29.5 million
Public Safety facilities
- **GO Bonds (Referendum)** - \$40.3 First
issue planned for 3rd quarter 2017



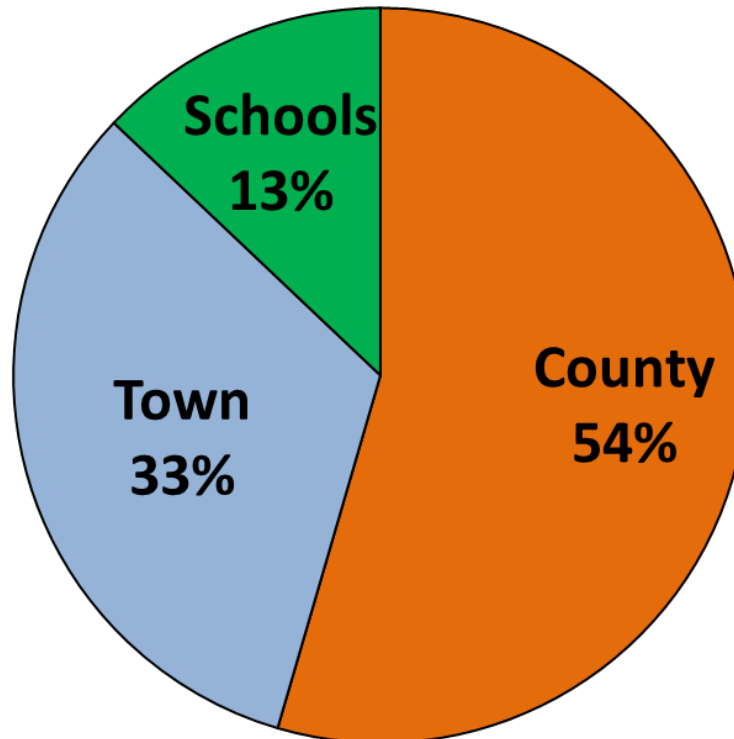
Capital Investment Plan





Tax Rates

Property Tax Rate





Tax Rates

	FY2012-13	FY2013-14	FY2014-15	FY2015-16	FY2016-17
General Fund	37.8	38.8	38.8	38.8	38.8
Debt Fund	7.5	7.5	8.5	8.5	8.5
Transit	4.1	5.1	5.1	5.1	5.1
Total	49.4	51.4	52.4	52.4	52.4



Next Steps

- **May 11** – Budget Worksession
 - Planning & Parking
- **May 16th** – Public Hearing and Work Session
- **June 1** – Budget Work Session
- **June 6** – Budget Work Session
- **June 13** – Budget Adoption

